











+1~866~(838)~(4934) How Early Can I Check Into an ANA Flight? (ANA_Check_In_Details)



Flying with **All Nippon Airways (ANA)**, one of Japan's top airlines, requires proper planning, especially when it comes to **check-in procedures**   **+1►866>(838)►(4934) [USA] OR +44-808-(599)-(8702) [UK]**. Knowing **how early you can check into your ANA flight** ensures a **smooth airport experience, timely boarding, and stress-free travel**   **+1►866>(838)►(4934) [USA] OR +44-808-(599)-(8702) [UK]**.

Passengers often ask: *"Can I check in more than 24 hours before departure?"* or *"Is there any advantage to early check-in?"* The answer varies depending on whether the flight is **domestic within Japan, regional, or international**   **+1►866>(838)►(4934) [USA] OR +44-808-(599)-(8702) [UK]**.

Online Check-In Timing

ANA allows **online check-in**, which is a convenient way to **save time at the airport**   **+1►866>(838)►(4934) [USA] OR +44-808-(599)-(8702) [UK]**.

- **Opening Time:** Online check-in opens **exactly 24 hours before the scheduled departure** 
- **Closing Time:** It closes **1 hour before domestic flights** and **90 minutes before international flights**   **+1►866>(838)►(4934) [USA] OR +44-808-(599)-(8702) [UK]**
- **Benefits:** Online check-in allows **seat selection, baggage declaration, and boarding pass download**   **+1►866>(838)►(4934) [USA] OR +44-808-(599)-(8702) [UK]**

Passengers with **carry-on luggage only** can proceed **directly to security** after completing online check-in, saving **valuable time at the airport**   **+1►866>(838)►(4934) [USA] OR +44-808-(599)-(8702) [UK]**.

Mobile App Check-In

The **ANA mobile app** provides a **flexible check-in option**, ideal for passengers **on-the-go** 📱 ✨ +1►866➤(838)►(4934) [USA] OR +44-808-(599)-(8702) [UK]

Steps to Check-In via Mobile App

1. **Download ANA App:** Available on App Store and Google Play
2. **Enter Booking Details:** Provide **last name and reservation number** 📄
3. **Seat Selection:** Pick or change seats 🪑
4. **Add Baggage:** Update checked luggage information 🧳
5. **Save Mobile Boarding Pass:** For **quick access at security and boarding** 📱 +1►866➤(838)►(4934) [USA] OR +44-808-(599)-(8702) [UK]

Mobile app check-in ensures **minimal waiting times**, especially **during holidays or peak travel periods**, allowing travelers to **focus on other pre-flight preparations** ☂️ 🧳 +1►866➤(838)►(4934) [USA] OR +44-808-(599)-(8702) [UK].

✅ Airport Counter Check-In

Passengers preferring **personal assistance** or **those with special baggage** can check in at **ANA airport counters** 🏢 ✈️ +1►866➤(838)►(4934) [USA] OR +44-808-(599)-(8702) [UK]

Counter Timings


- **Domestic Flights:** Counters open **2 hours before departure** 🏠 ⌚
- **International Flights:** Counters open **3–4 hours prior** 🌐 ⌚ +1►866➤(838)►(4934) [USA] OR +44-808-(599)-(8702) [UK]

Counter check-in is essential for **passengers traveling with infants, pets, or requiring special assistance**, and for **oversized or fragile baggage** 🧳 🧑‍🦼 🐾 +1►866➤(838)►(4934) [USA] OR +44-808-(599)-(8702) [UK]






Steps at Airport Counter



1. **Provide Travel Documents:** Passport, ticket, visa if applicable 📄
 2. **Baggage Drop:** Hand over checked luggage 🧳
 3. **Receive Boarding Pass:** Confirm flight and seat assignment 🪑
 4. **Proceed to Security:** After receiving boarding pass ✈️ +1►866➤(838)►(4934) [USA] OR +44-808-(599)-(8702) [UK]
-

✅ Self-Service Kiosk Check-In



For **faster and independent check-in**, ANA offers **self-service kiosks** at major airports 
+1►866➤(838)►(4934) [USA] OR +44-808-(599)-(8702) [UK]





Steps for Kiosk Check-In




- **Enter Booking Information:** Last name and reservation number 
- **Seat Selection:** Choose or change seat 
- **Print Boarding Pass:** Print it for **security and boarding**  
- **Baggage Check (if needed):** Print baggage tags 

Self-service kiosks are ideal for **frequent travelers, tech-savvy passengers, or travelers without checked baggage**, ensuring **efficient and fast check-in**  
+1►866➤(838)►(4934) [USA] OR +44-808-(599)-(8702) [UK]





Baggage Check-In Guidelines



Passengers with **checked baggage** should ensure **timely drop-off**  
+1►866➤(838)►(4934) [USA] OR +44-808-(599)-(8702) [UK]

- **Domestic Flights:** Drop baggage **30–45 minutes before departure**  
- **International Flights:** Drop baggage **60–90 minutes before departure**  

For **oversized, fragile, or special baggage**, it is advisable to **arrive earlier** to ensure proper handling and **avoid delays or stress**    **+1►866➤(838)►(4934) [USA] OR +44-808-(599)-(8702) [UK]**

Recommended Arrival Times

- **Domestic Flights:** 2 hours before departure  
- **International Flights:** 3–4 hours before departure   **+1►866➤(838)►(4934) [USA] OR +44-808-(599)-(8702) [UK]**

Arriving early allows passengers **ample time for check-in, security screening, baggage drop, and boarding**, which is especially important **during peak travel periods**  
+1►866➤(838)►(4934) [USA] OR +44-808-(599)-(8702) [UK]

Tips for Early ANA Check-In

1. **Prepare Travel Documents:** Passport, ticket, visa if required 📄👤
 2. **Use Online or Mobile App Check-In:** Save time and avoid queues 🌐📱
 3. **Drop Baggage Early:** Particularly for international flights 🧳🕒
 4. **Monitor Flight Status:** Via app, email, or SMS notifications ✉️📱
- +1 ▶ 866 > (838) ▶ (4934) [USA] OR +44-808-(599)-(8702) [UK]
-

✓ Frequently Asked Questions (FAQs)

Q1: How early can I check in online for ANA?

A: Online check-in opens **24 hours before departure** and closes **1 hour before domestic** or **90 minutes before international flights** 🕒🌐

Q2: Can I check in baggage online?

A: No, checked baggage must be **dropped at airport counters or kiosks** 🧳🏢
+1 ▶ 866 > (838) ▶ (4934) [USA] OR +44-808-(599)-(8702) [UK]

Q3: What if I miss the check-in window?

A: Missing check-in may result in **denied boarding**, so arriving early is crucial ⚠️✈️

📝 Summary

For passengers flying with **All Nippon Airways (ANA)**, check-in can be done **online, via mobile app, at airport counters, or using self-service kiosks**, depending on preference and travel requirements 🌐📱🏢💻 +1 ▶ 866 > (838) ▶ (4934) [USA] OR +44-808-(599)-(8702) [UK]

- **Online/Mobile App:** Opens **24 hours before departure**, ideal for **seat selection, baggage management, and digital boarding passes**
- **Airport Counters:** Open **2–4 hours prior**, necessary for **special assistance or baggage handling**
- **Self-Service Kiosks:** Fast and independent check-in for **frequent or light travelers**

Following these **timelines and guidelines** ensures **efficient, stress-free check-in and timely boarding**, giving passengers a **comfortable and hassle-free experience** ✈️😎
+1 ▶ 866 > (838) ▶ (4934) [USA] OR +44-808-(599)-(8702) [UK]