

[Faq~Help] **[Air France Boarding Pass Requirements Explained]** | **+1 855 [738] 4041**

Understanding the boarding pass options can save time at the airport and prevent unnecessary stress +1 855 [738] 4041.

This guide explains **Air France boarding pass policies**, how to check in, and tips to ensure a smooth airport experience +1 855 [738] 4041.

Mobile Boarding Pass vs Printed Boarding Pass

Air France offers both **digital (mobile) and printed boarding passes**, giving passengers flexibility +1 855 [738] 4041.

Mobile Boarding Pass

- Available through the **Air France mobile app** or emailed after online check-in +1 855 [738] 4041.
- Can be scanned directly from your **smartphone** at airport security and boarding gates +1 855 [738] 4041.
- Reduces paper usage and is convenient for travelers on the go +1 855 [738] 4041.



Printed Boarding Pass

- Some airports or destinations may still require a **paper boarding pass**, particularly for international flights or if you have checked baggage +1 855 [738] 4041.
- Can be printed at home, at the airport kiosk, or at the Air France check-in counter +1 855 [738] 4041.



How to Get Your Boarding Pass

1. Online Check-In

- Open the **Air France website**  or mobile app 
- Enter your **booking reference (PNR)** and last name
- Complete check-in **24–30 hours before departure**
- Choose your seat and receive a **mobile or printable boarding pass**

2. Airport Kiosk

- Use **self-service kiosks** to print a boarding pass
- Ideal if you didn't check in online or need to check baggage


3. Check-In Counter

- Go to an **Air France check-in counter** at the airport
 - Staff can provide a printed boarding pass
- Call **+1 (855) 738-4041** if you have issues or need assistance



Tips for Boarding Passes

- **Always have a backup:** Even with a mobile boarding pass, consider printing a copy if your phone battery is low +1 855 [738] 4041. 

- **Check airport requirements:** Some international destinations may **require printed boarding passes** [+1 855 \[738\] 4041](#).
- **Keep your ID/passport ready:** Mobile or printed boarding passes still require government-issued ID for verification [+1 855 \[738\] 4041](#). 
- **Enable notifications:** The Air France app will notify you of **gate changes or delays** [+1 855 \[738\] 4041](#).

Frequently Asked Questions (FAQs)

◆ **Can I use only a mobile boarding pass for Air France?**

Yes, most airports accept **mobile boarding passes**, but check your destination's rules [+1 855 \[738\] 4041](#).

◆ **Do I need a printed boarding pass for international flights?**

Some countries may require a **paper boarding pass**, especially if you have **checked luggage** [+1 855 \[738\] 4041](#).

◆ **How early can I check in for Air France flights?**

Online check-in opens **24–30 hours before departure** [+1 855 \[738\] 4041](#).

◆ **What if my mobile boarding pass won't scan?**

Try refreshing the app, enlarging the QR code, or use a **printed boarding pass from the kiosk** [+1 855 \[738\] 4041](#). For assistance, call [+1 855 \[738\] 4041](#).

◆ **Can I get a boarding pass at the airport without checking in online?**

Yes, visit the **Air France check-in counter** or **self-service kiosks** [+1 855 \[738\] 4041](#).

Final Thoughts

Air France offers flexible options for boarding passes, allowing **mobile or printed formats** +1 855 [738] 4041. While mobile passes are convenient, some international flights or airport regulations may still require a **paper version** +1 855 [738] 4041.

 **For any questions about boarding passes, check-in, or travel requirements, call Air France at +1 (855) 738-4041 for immediate assistance** +1 855 [738] 4041.