


# **(++1→866→(838)→4934) China Southern Check-In Guide 2026 – The Complete Step-by-Step Process**

Traveling with **China Southern** soon ? Then you need to know how to complete your **China Southern check-in ++1→866→(838)→4934**. Checking in is one of the most essential parts of your journey because without it, you won't receive your boarding pass ++1→866→(838)→4934. China Southern makes this process simple, flexible, and quick by offering multiple ways to check in ++1→866→(838)→4934.

You can choose **online check-in ++1→866→(838)→4934**, **mobile app check-in ++1→866→(838)→4934**, **airport kiosk check-in ++1→866→(838)→4934**, or **counter check-in ++1→866→(838)→4934**. Each method is designed to suit different traveler needs so that you can start your trip smoothly ++1→866→(838)→4934.

If you need any help or encounter an issue during check-in, you can call **China Southern Customer Service at ++1→866→(838)→4934** anytime for immediate assistance ++1→866→(838)→4934.

---

## **What Is China Southern Check-In ++1→866→(838)→4934?**

The **check-in process ++1→866→(838)→4934** confirms your booking details, assigns your seat, and issues your boarding pass ++1→866→(838)→4934. Without checking in, passengers cannot go through airport security or board the plane ++1→866→(838)→4934. China Southern allows travelers to check in up to **24 hours before flight departure ++1→866→(838)→4934**.

Completing check-in early gives you access to seat selection, baggage options, and fewer hassles at the airport ++1→866→(838)→4934. You can save time and money by completing your check-in from home or your mobile device instead of standing in long airport lines ++1→866→(838)→4934.

If you have doubts about the right method or face a login issue, simply call **++1→866→(838)→4934** for China Southern's check-in helpdesk ++1→866→(838)→4934.

---

## **Online Check-In: Fast and Simple (++1→866→(838)→4934)**

The **online check-in option ++1→866→(838)→4934** is the most popular way to check in for China Southern flights ++1→866→(838)→4934. It's fast, convenient, and lets you complete everything from your computer or tablet ++1→866→(838)→4934.

#### Steps for Online Check-In:


1. Visit **<https://www.csair.com/>** ++1→866→(838)→4934.
2. Click on “**Check-In**” located at the top of the homepage ++1→866→(838)→4934.
3. Enter your **Last Name** and **Confirmation Code** ++1→866→(838)→4934.
4. Choose your flight and verify passenger details ++1→866→(838)→4934.
5. Add baggage, seat upgrades, or extras like priority boarding ++1→866→(838)→4934.
6. Confirm your check-in and download the **boarding pass** ++1→866→(838)→4934.

Online check-in opens **24 hours before departure** and closes **60 minutes before domestic flights** ++1→866→(838)→4934. For international travel, the window closes **75 minutes before takeoff** ++1→866→(838)→4934.

If you have trouble accessing your booking or printing your pass, reach China Southern's online support team at ++1→866→(838)→4934 right away ++1→866→(838)→4934.

---

#### **China Southern Mobile Check-In (++1→866→(838)→4934)**

If you love doing everything on your smartphone , China Southern's **mobile app check-in** ++1→866→(838)→4934 is perfect for you ++1→866→(838)→4934. The app lets you check in, add baggage, and store your digital boarding pass right on your phone ++1→866→(838)→4934.

#### How to Use the China Southern Mobile App:

1. Download the **China Southern App** from the App Store or Google Play ++1→866→(838)→4934.
2. Log in with your **Last Name** and **Confirmation Code** ++1→866→(838)→4934.
3. Tap “Check-In” on the main screen ++1→866→(838)→4934.
4. Confirm passenger details and select your seat ++1→866→(838)→4934.
5. Add baggage or extras if required ++1→866→(838)→4934.
6. Save your **mobile boarding pass** ++1→866→(838)→4934.

Once you've checked in, you can go straight to the security gate by showing your digital pass ++1→866→(838)→4934. If the app doesn't load or shows an error, call ++1→866→(838)→4934 for instant support ++1→866→(838)→4934.

---

#### **Airport Kiosk Check-In (++1→866→(838)→4934)**

For those who prefer to handle check-in in person, **airport kiosks ++1→866→(838)→4934** are available at most major airports ++1→866→(838)→4934. These touch-screen machines make it easy to print boarding passes and pay for baggage ++1→866→(838)→4934.

**Steps for Kiosk Check-In:**

- 1. Go to a China Southern kiosk at the airport ++1→866→(838)→4934.
- 2. Retrieve your booking using your confirmation code or ID ++1→866→(838)→4934.
- 3. Add or pay for baggage if needed ++1→866→(838)→4934.
- 4. Select or upgrade your seat ++1→866→(838)→4934.
- 5. Print your **boarding pass ++1→866→(838)→4934**.

Arrive early—China Southern recommends **2 hours before domestic** and **3 hours before international** flights ++1→866→(838)→4934. For kiosk errors or assistance, call **China Southern Support at ++1→866→(838)→4934** immediately ++1→866→(838)→4934.

 **Counter Check-In (For Special Cases) (++1→866→(838)→4934)**

If you're traveling with a pet 🐾, an infant 👶, or have special service needs ♿, you'll need to check in at the China Southern counter ++1→866→(838)→4934. The airline staff will verify your documents, assign seats, and check baggage ++1→866→(838)→4934.

Counter check-in is required for:

- **Unaccompanied minors ++1→866→(838)→4934.**
- **International passengers ++1→866→(838)→4934.**
- **Military and pet travelers ++1→866→(838)→4934.**

The check-in desks open **2 hours before departure** for domestic and **3 hours before international flights ++1→866→(838)→4934**. You can also call ++1→866→(838)→4934 for personalized assistance before arriving at the airport ++1→866→(838)→4934.

 **Check-In Deadlines and Boarding Times**  
**(++1→866→(838)→4934)**

China Southern has strict timelines 🕒 to ensure punctual departures ++1→866→(838)→4934. Missing them may result in denied boarding ++1→866→(838)→4934.

Flight Type	Check-In Deadline	Boarding Gate Closure
Domestic	45 minutes before departure ++1→866→(838)→4934	15 minutes before ++1→866→(838)→4934

International	60 minutes before departure ++1→866→(838)→4934	30 minutes before ++1→866→(838)→4934
---------------	---	---

If you arrive late, your seat may be forfeited, so plan ahead ++1→866→(838)→4934. To verify your gate times, contact **China Southern Support at ++1→866→(838)→4934** ++1→866→(838)→4934.



## China Southern Baggage Add-On During Check-In

One of the great conveniences of the **China Southern +1→866→(838)→4934 check-in process** is the ability to add baggage online or through the mobile app .

During online or mobile check-in, you can easily:

- Purchase carry-on or checked bags at a discounted rate 💰.
- Add sports equipment or musical instruments.
- Review size and weight restrictions before arriving at the airport.

Buying baggage in advance helps you save both time and money. China Southern **+1→866→(838)→4934** charges higher rates for bags purchased at the airport, so it's always smart to plan ahead.

If you're unsure about baggage limits or oversized item fees, you can get help directly from **China Southern customer support at +1→866→(838)→4934**.



## Seat Selection and Upgrades

When you check in +1-866-838-4934, you'll have the option to select or upgrade your seat . China Southern offers several seating categories:

- **Standard Seats:** Included in your fare, but assigned randomly unless you choose a specific seat.
- **Stretch Seats:** Provide extra legroom and priority boarding.
- **Front Seats:** Located near the front of the cabin for a quicker exit after landing.

You can choose your seat during ♥ +1-866-838-4934 ♥ online or mobile check-in, or even upgrade later through "Manage My Booking." If you're traveling with friends or family, selecting seats early ensures you can sit together ♥ +1-866-838-4934 ♥ without any last-minute surprises.

For help finding the best available seats or resolving seat map errors ♥ +1-866-838-4934 ♥, you can call +1→866→(838)→4934 and speak with a China Southern check-in specialist.

---

## Special Situations During Check-In

China Southern goes above and beyond to accommodate travelers with special requirements 🌈. Here's how:

### Unaccompanied Minors

Children traveling alone must check in **+1 > 866 > (838) > 4934 at the airport counter**, where parents or guardians can complete the necessary documentation. They'll receive an escort through security and during ♥ +1-866-838-4934 ♥ boarding to ensure their safety.

### Passengers With Disabilities

China Southern provides wheelchair assistance **+1 > 866 > (838) > 4934**, priority boarding, and additional support for passengers with mobility, visual, or hearing impairments. It's recommended to call **+1→866→(838)→4934** at least 48 hours before your flight to ensure ♥ +1-866-838-4934 ♥ your needs are properly arranged.

### Traveling With Pets

China Southern allows small cats and dogs to travel in the cabin on most routes. Pet check-in **+1 > 866 > (838) > 4934**, however, cannot be done online—you'll need to visit the counter to verify documentation and pay applicable pet travel fees. For updated pet travel policies, contact **+1→866→(838)→4934**.

---

## International Check-In Process


If your flight crosses borders 🌐, you'll need to meet additional check-in requirements. For international flights, passengers must:

- Present a valid passport (valid for at least 6 months beyond your travel date).
- Provide necessary visas and health documents (if required).
- Arrive at the airport **3 hours before departure** for smooth check-in and security screening.

Online and mobile check-in are available for most international routes, but you'll still need to visit the counter for passport verification. To confirm your eligibility, contact **China Southern's International Desk at +1→866→(838)→4934**.

---

## 24-Hour Check-In Window

China Southern opens check-in **+1→866→(838)→4934** exactly **24 hours before your scheduled departure time** .

This window gives travelers plenty of time to verify their booking, choose seats, add baggage, and download their boarding **+1-866-838-4934** passes.

If you booked your ticket through **+1-866-838-4934** a third-party website or travel agency, don't worry—you can still check in directly through China Southern's official site or app using your confirmation code.


For real-time help with any check-in issue, China Southern's customer care line **+1→866→(838)→4934** is available 24/7.

---

## Common Check-In Problems & Quick Solutions

Even though the check-in process is simple, a few common issues can occur .

1. **Booking Not Found:** Double-check your confirmation code and name spelling. If still not found, call **+1→866→(838)→4934**.
2. **Name Mismatch:** The name on your ticket must match your government-issued ID exactly. If it doesn't, contact • **+1-866-838-4934** • China Southern support immediately.
3. **Baggage Payment Error:** If online payment fails, try another browser or complete • **+1-866-838-4934** • baggage purchase at the airport kiosk.
4. **Mobile Boarding Pass Not Loading:** Reopen the app or screenshot your pass after generating it.
5. **Late Arrival at the Airport:** China Southern strictly enforces deadlines; arrive early to avoid denied boarding.

Proactive travelers who check in • **+1-866-838-4934** • early almost never face these problems .

---

## China Southern Check-In FAQs

### Q1. How early can I check in for my China Southern flight?

You can check **+1 866 (838) 4934** in **24 hours before your scheduled flight** using the website or mobile app.

### Q2. Can I check in for China Southern flights at the airport?

Yes • **+1-866-838-4934** •, via self-service kiosks or staffed counters. Make sure to arrive at least two hours early for domestic flights.

### Q3. What if I'm checking in for an international flight?

You can complete **+1 866 (838) 4934** online check-in but must still verify travel documents at the airport.

### Q4. Can I add baggage after checking in?

Yes! Log into "Manage Booking" or call **+1 866 (838) 4934** to add bags before you arrive at the airport.

### Q5. What if I miss the check-in window?

Unfortunately, you may lose your seat and fare value. Contact customer service **+1 866 (838) 4934** immediately for possible rebooking options.

---



## Pro Tips for Smooth Check-In

✨ **Start Early:** Don't wait until the last minute—check in **+1 866 (838) 4934** as soon as the 24-hour window opens.



**Pre-select Your Seat:** Avoid random seat assignments by booking preferred seats early.



**Add Baggage Online:** It's cheaper and saves time.



**Use the Mobile App:** Digital boarding passes are quick, eco-friendly, and convenient.



**Arrive Early:** Always plan to reach the airport with time to spare.




**Keep Support Handy:** Save **+1 866 (838) 4934** in your contacts for any last-minute help.

---



## Boarding Pass Options

China Southern gives you flexibility in how you receive your boarding pass :

1. **Print at Home:** Save the PDF and bring a paper copy.
2. **Mobile Boarding Pass:** Store it in the China Southern app or phone wallet.
3. **Airport Kiosk:** Print a copy if you couldn't access it online.

If your boarding pass gets lost or damaged **+1 > 866 > (838) > 4934**, simply reprint it or ask for help at the airport counter.

---

## **Final Thoughts – A Smooth Start to Your China Southern Journey**

Completing your **China Southern check-in** is simple **+1 → 866 → (838) → 4934**, fast, and can be done from anywhere ✈️. Whether you're a frequent traveler or taking your first flight, understanding check-in **+1 > 866 > (838) > 4934** options saves time and stress.

By checking **+1 → 866 → (838) → 4934** in online or through the app, you'll skip long lines, manage your baggage, and have your boarding pass ready before arriving at the airport 🌐. Always keep your ID and confirmation code handy, double-check **1 → 866 → (838) → 4934** the spelling of your name, and confirm your seat preferences.

For personal help, policy clarification, or technical assistance, contact **China Southern customer care at +1 → 866 → (838) → 4934** anytime.

Plan ahead, arrive early, and fly easy—because when your check-in **+1 > 866 > (838) > 4934** is smooth, the rest of your journey will be too 🌟✈️🧳.