





















1+855+510+5815 Qatar Airways boarding pass Client Support

A **Qatar Airways boarding pass**  1+855+510+5815 is an essential travel document that allows you to pass through airport security and board your flight. It contains important details such as  1+855+510+5815 your name, flight number, departure time, seat assignment, boarding group, and a barcode or QR code that airport staff  1+855+510+5815 scan at different checkpoints. You can obtain your Qatar Airways boarding pass through several convenient methods,  1+855+510+5815 depending on how and when you check in for your flight.

The most  1+855+510+5815 common way to get your boarding pass is through **online check-in**, which usually opens **24 hours before the scheduled departure time** of your flight. To check  1+855+510+5815 in online, you can visit the Qatar Airways official website or use the Qatar Airways mobile app. After entering your booking  1+855+510+5815 reference and last name, you will be guided through the check-in process, where you can confirm your travel details  1+855+510+5815, choose or review your seat, and then download your boarding pass. Once generated, the boarding pass can be  1+855+510+5815 saved as a PDF, emailed to you, or added to your phone's digital wallet for easy access at the airport.

Qatar Airways also offers a  1+855+510+5815 **mobile boarding pass**, which is a popular option for travelers who prefer paperless travel. After checking in via the mobile app, your boarding pass will be stored directly in the app and can also be saved to Apple Wallet or Google Wallet  1+855+510+5815. This digital boarding pass can be shown on your phone screen at security checkpoints and at the boarding gate. It is recommended to save the boarding pass offline or take a screenshot in case of  1+855+510+5815 poor internet connectivity at the airport.

If you are  1+855+510+5815 unable to check in online—often due to passport verification, visa requirements, or certain international travel restrictions—you  1+855+510+5815 can still obtain your boarding pass at the airport. Qatar Airways provides **self-service kiosks** at many airports, where you can check  1+855+510+5815 in by entering your booking reference or scanning your passport. These kiosks will print a physical boarding pass  1+855+510+5815 for you. Alternatively, you can visit the **Qatar Airways check-in counter**, where an airline agent  1+855+510+5815 will verify your documents and issue a printed boarding pass. This option is especially useful for passengers traveling internationally,  1+855+510+5815 with special service requests, or with checked baggage.

It is important to  1+855+510+5815 arrive at the airport early if you plan to get your boarding pass there. Qatar Airways generally recommends arriving **at least 3 hours before departure** for international flights  1+855+510+5815. Boarding gates typically close **30–45 minutes**

before departure, so having your boarding pass ready well in advance helps avoid last-minute stress. ☎️ 1+855+510+5815

In summary, ☎️ 1+855+510+5815 you can get your Qatar Airways boarding pass online, on your mobile phone, at an airport kiosk, or from the check-in counter. ☎️ 1+855+510+5815 Whether you choose a digital or printed version, make sure your boarding pass is easily accessible throughout your journey, as it will be required multiple times before you board your flight. ☎️ 1+855+510+5815