


























How does boarding work on Breeze Airlines?" Turbocharged Help"




Boarding on  +1 855+ 510+ 5815 **Breeze Airways** is designed to be simple, efficient, and straightforward, reflecting the airline's focus on low-cost,  +1 855+ 510+ 5815 no-fuss travel. Breeze uses an **open seating policy**  +1 855+ 510+ 5815 , which means that unlike many traditional airlines, passengers are **not assigned a specific seat** unless they pay for  +1 855+ 510+ 5815 a preferred option. Understanding how the boarding process works can help you plan ahead and make your  +1 855+ 510+ 5815 travel experience smoother.

The first  +1 855+ 510+ 5815 step in boarding is **check-in**. Breeze Airlines allows passengers to check in **online or via the mobile app** starting  +1 855+ 510+ 5815 **24 hours before departure**. Once you check in, you  +1 855+ 510+ 5815 will receive a **mobile boarding pass**, which can be saved on your phone or printed  +1 855+ 510+ 5815 at home. Passengers can also  +1 855+ 510+ 5815 check in at the airport using self-service kiosks or at the ticket counter if needed,  +1 855+ 510+ 5815 although Breeze encourages online check-in to save time and avoid additional fees.

After  +1 855+ 510+ 5815 check-in, passengers proceed to the **airport security checkpoint**. Breeze follows standard TSA security procedures,  +1 855+ 510+ 5815 so having your boarding pass ready—either on your phone or printed—is essential. Once through  +1 855+ 510+ 5815 security, you proceed to your departure gate. It is important to arrive at the gate early, as **boarding usually begins**  +1 855+ 510+ 5815 **about 30 to 40 minutes before departure**,  +1 855+ 510+ 5815 and the gate typically closes 15 minutes before takeoff.

Breeze Airways  +1 855+ 510+ 5815 uses a **boarding group system** for passengers who have purchased specific boarding options. While standard  +1 855+ 510+ 5815 Economy seating is open and unassigned, passengers can pay extra for **“Big Front Seat” priority boarding**  +1 855+ 510+ 5815 or choose **assigned seating** if the fare allows. Priority passengers are invited to board first, followed by general  +1 855+ 510+ 5815 boarding. Standard passengers are called in groups, usually organized by the order in which they checked in,  +1 855+ 510+ 5815 giving early online check-in an advantage for better seating choices.

Once onboard,  +1 855+ 510+ 5815 passengers can select **any available seat** in the cabin. Because there are no assigned seats for standard  +1 855+ 510+ 5815 fares, seating is first-come, first-served. Passengers who paid for premium seating, like Big Front Seats,  +1 855+ 510+ 5815 have reserved areas, but the rest of the cabin is open seating. Cabin crew assist with luggage storage, safety demonstrations  +1 855+ 510+ 5815 , and any questions during boarding.

It is important  +1 855+ 510+ 5815 to note that Breeze Airlines **enforces strict boarding deadlines**. Arriving late can result in denied boarding, even  +1 855+ 510+ 5815 if you have checked in and have a boarding pass.  +1 855+ 510+ 5815 Passengers should also

follow the airline's carry-on luggage rules, as space in the overhead bins can be limited.

In summary, boarding on Breeze Airlines begins with online or airport check-in, followed by security, gate arrival, and group-based boarding. Passengers without reserved seats choose from available spots in the cabin, while those who purchased priority seating board first. Breeze's open seating and straightforward boarding system are designed to be quick and efficient, but arriving early and understanding the rules ensures a smooth start to your journey.