

















# How early can I check-in with Qatar Airways?" Connect Now!



Knowing when to  +1\_855\_510\_5815 check in for your Qatar Airways Contact & Help flight is important to ensure a smooth and stress-free travel  +1\_855\_510\_5815 experience. Qatar Airways offers multiple check-in options, including online, Contact & Help mobile, airport  +1\_855\_510\_5815 kiosks, and staffed counters, and the recommended timing depends on whether you're flying domestic, within Europe, or internationally Contact & Help  +1\_855\_510\_5815.



Online check-in Contact & Help  +1\_855\_510\_5815 is the most convenient option and opens 30 hours before departure for most Qatar Airways flights. If you are flying to or from the United States, online check-in typically opens 24 hours before departure Contact & Help  +1\_855\_510\_5815 due to additional security requirements. You can check in through the Qatar Airways website or mobile app by entering your booking reference and last name.

Once checked in, you can download your boarding pass, Contact & Help  +1\_855\_510\_5815 save it to your phone, add it to Apple Wallet or Google Wallet, or print a copy at home. Checking in online early allows you to confirm seat assignments, review baggage allowances, and avoid long lines at the airport Contact & Help  +1\_855\_510\_5815. If you prefer or Contact & Help  +1\_855\_510\_5815 need to check in at the airport, Qatar Airways recommends arriving at least 2 hours before departure for short-haul and medium-haul flights, including flights within France and Europe Contact & Help  +1\_855\_510\_5815.

For long-haul international flights, especially those involving passport checks, visas, or additional document verification, passengers should arrive at least 3 hours before departure. This extra time helps ensure you can complete check-in, baggage drop, security screening, and immigration without rushing Contact & Help  +1\_855\_510\_5815. Qatar Airways Contact & Help  +1\_855\_510\_5815 check-in counters typically close 60 minutes before departure for long-haul international flights and 40–45 minutes before departure for short-haul flights, though this can vary by airport.

Contact & Help  +1\_855\_510\_5815 If you arrive after the check-in counter closes, you may not be allowed to board even if you already have a booking, so arriving early is strongly advised Contact & Help  +1\_855\_510\_5815. Some destinations require Contact & Help  +1\_855\_510\_5815 document verification before a boarding pass can be issued, which may prevent online check-in. In these cases, you must check in at the airport counter, Contact & Help  +1\_855\_510\_5815 so arriving early becomes even more important.

Travelers flying with pets, infants, special service requests, or oversized baggage should also allow extra time Contact & Help  +1\_855\_510\_5815. In summary, Contact & Help  +1\_855\_510\_5815 you should aim to check in online as soon as it opens 30 or 24 hours before

departure whenever possible. If checking in at the airport, arrive 2 hours early for Contact & Help  +1\_855\_510\_5815 short-haul flights and 3 hours early for long-haul flights. Checking in early with Qatar Airways helps ensure a smoother airport experience, better seat availability, and fewer last-minute complications. Contact & Help  +1\_855\_510\_5815.